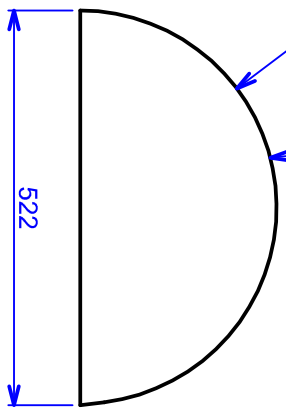


D C B A

R260


disque courbe du haut

tole 20/10 de dimension 260x522 mm



2

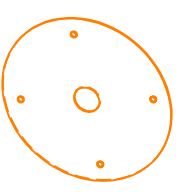
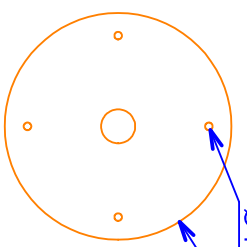
522



disque du rotor

Ø300

Ø10



ÉCHELLE	1:1	TITRE1		AUTEUR	Deen				
				DATE	17/03/2014				
		SOCIÉTÉ		Adresse1					
		NUMÉRO DU DOCUMENT		Adresse2					
									00

1

2

3

4

1

2

3

4

D A